

LATERAL LINE PIPE SIZING CHART

ALL LATERAL LINES FOR TREE BUBBLERS ON SITE AND ON STREETS SHALL HAVE A MINIMUM SIZE OF 1 INCH.

ALL LATERAL LINES FOR SPRAY HEADS AND BUBBLERS IN PLANTED AREAS SHALL HAVE A MINIMUM SIZE OF 3/4 INCH.

FLOW RANGE	MINIMUM SIZE OF LATERAL LINE
0 THROUGH 5 GPM	MINIMUM SIZE SHALL BE 3/4 INCH
6 THROUGH 11 GPM	MINIMUM SIZE SHALL BE 1 INCH
12 THROUGH 21 GPM	MINIMUM SIZE SHALL BE 1 1/4 INCH
22 THROUGH 30 GPM	MINIMUM SIZE SHALL BE 1 1/2 INCH
31 THROUGH 50 GPM	MINIMUM SIZE SHALL BE 2 INCH

ALL LATERAL LINES SHALL BE SCHEDULE 40 PVC. ALL LATERAL LINES INSTALLED UNDER PAVING SHALL BE PRESSURE TESTED PRIOR TO BURIAL.

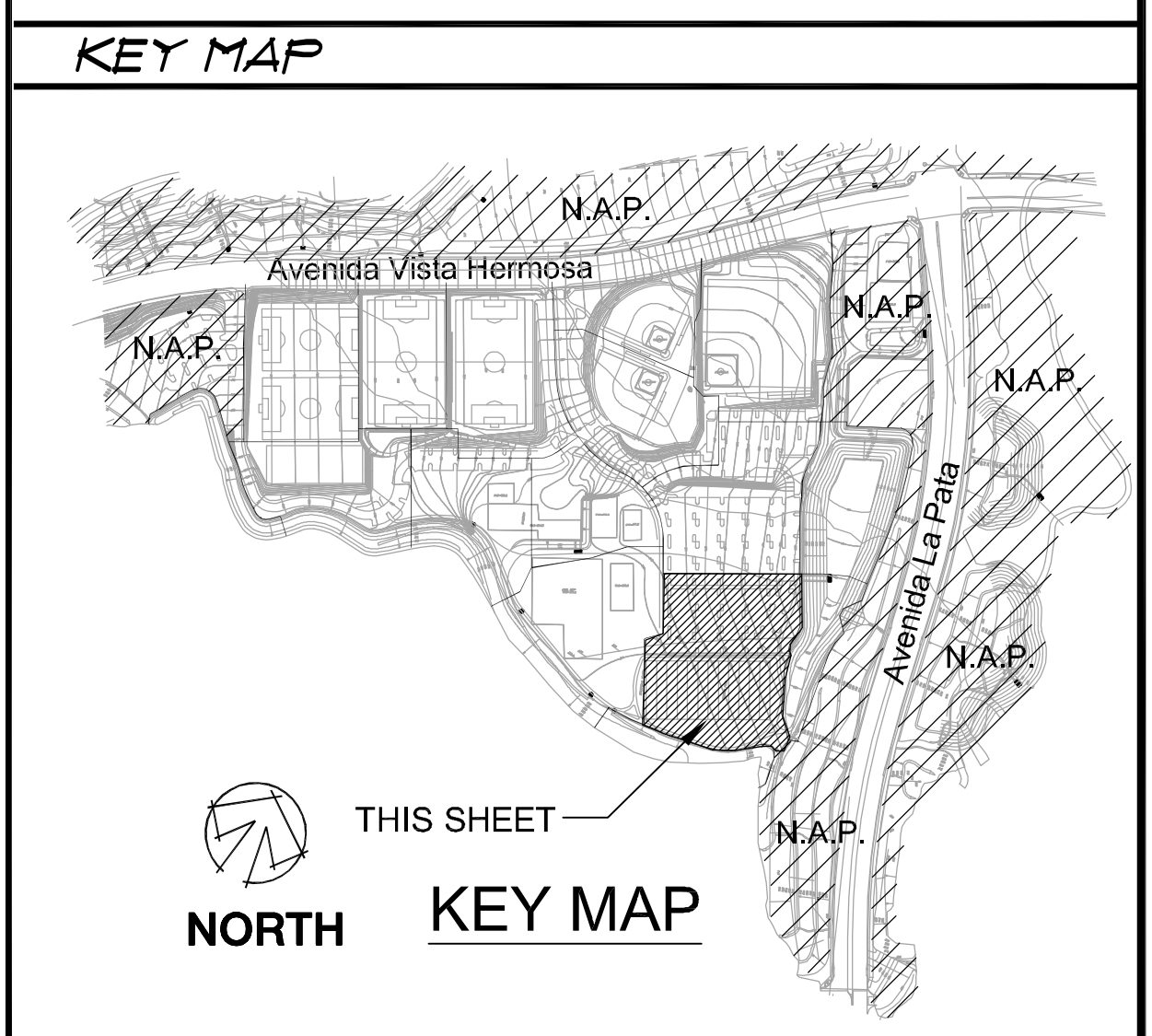
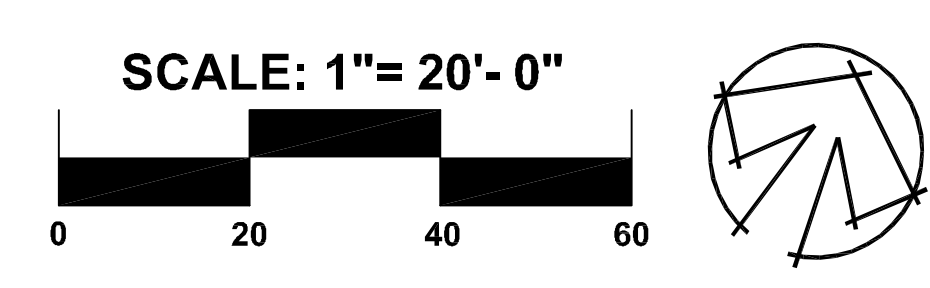
NOTE A:
POINT OF CONNECTION #3 SHALL BE A 3" DOMESTIC WATER METER WITH A 3" SERVICE LINE. VERIFY THE ACTUAL LOCATION, SIZE AND WATER PRESSURE IN THE FIELD PRIOR TO STARTING WORK. IF ANY OF THE POC INFORMATION SHOWN ON THESE DRAWINGS IS FOUND TO BE DIFFERENT THAN THE ACTUAL POC INFORMATION GATHERED IN THE FIELD, IMMEDIATELY NOTIFY THE LANDSCAPE ARCHITECT AND IRRIGATION CONSULTANT. SHOULD THE CONTRACTOR FAIL TO VERIFY THE POC INFORMATION ANY CHANGES REQUIRED BY LOW PRESSURE OR VOLUME SHALL BE THE SOLE RESPONSIBILITY OF THE CONTRACTOR.

STATIC WATER PRESSURE	153 PSI
DESIGN WATER PRESSURE	123 PSI
MAXIMUM SYSTEM DEMAND	74 GPM
RESIDUAL WATER PRESSURE	30 PSI

NOTE:
MAINLINE SHOWN WITHIN PAVING FOR CLARITY ONLY. ACTUAL MAINLINE LOCATION TO BE A MINIMUM OF 18" OFF ADJACENT HARDSCAPE AND OTHER OBSTACLES TYP.

NOTE:
CONTRACTOR SHALL ADJUST ALL HEADS AS REQUIRED TO ACCOMMODATE ANY VERTICAL OBSTRUCTIONS THAT MAY OCCUR, INCLUDING BUT NOT LIMITED TO LIGHT POLES, FIRE HYDRANTS, ETC. VERIFY ALL HEAD LAYOUT WITH OWNER'S AUTHORIZED REPRESENTATIVE PRIOR TO COMMENCING WORK.

NOTE:
BUBBLERS AND LATERAL LINES ARE SHOWN WITHIN PAVING FOR CLARITY ONLY. ACTUAL LOCATION TO BE WITHIN PLANTER. BUBBLERS SHALL BE ALIGNED WITH TREES AND AS DIRECTED BY OWNER'S AUTHORIZED REPRESENTATIVE. CONFIRM ALL LAYOUT IN FIELD WITH OWNER'S AUTHORIZED REPRESENTATIVE PRIOR TO COMMENCING WORK.



sweeney + associates
IRRIGATION DESIGN AND CONSULTING
California
38730 Sky Canyon Drive, Suite C
Murrieta, CA 92563
951-461-6850 p. 951-461-6850 f.
email@sweeneyassoc.com
www.sweeneyassoc.com
Murrieta, California • Austin, Texas • Ft. Lauderdale, Florida


Underground Service Alert
DIG ALERT
Call: TOLL FREE 1-800-227-2600
TWO WORKING DAYS BEFORE YOU DIG

APPROVED BY:

AL KING, DIRECTOR OF BEACHES, PARKS, & RECREATION DATE

REVISIONS				
NO.	DESCRIPTION	REVISED	APPROVED	DATE

JOB NO.: 55-100467
SMP NO.: 649-560
SCALE: AS SHOWN
DESIGNED BY: SMP



PLANS PREPARED BY:
SMP
PREPARED UNDER THE SUPERVISION OF: PATRICK MURPHY
DATE: R.L.A. # 1881

CITY OF SAN CLEMENTE
DEPARTMENT OF BEACHES, PARKS, & RECREATION
LA PATA PARK
IRRIGATION PLAN - BID ALTERNATE
(PARKING AND FOOTBALL)

DRAWING NO.: IR-1-BID-ALT
SHEET NO.: 64
OF 178

BID SET